

Book Week 2020

This week we are going to celebrate the love of books and reading for pleasure!

Here you are going to find several activities which you can carry out.

First start by **choosing a special book** which you like to focus on during this week. This book can either be one from your home library, or else you can find an online book.

This link can help you find a book which you like!

https://www.oxfordowl.co.uk/for-home/find-a-book/library-page/?fbclid=IwAR1wO2niRUyk9n761kcuVw6UFiVwZR43Lpdrc_YcbtgSGssYVER3bSqIOU



Activities:

- **Activity 1:** Start reading your book and stop in the middle of the story. Can you guess what will happen at the end? Draw a picture. Were you right?
- **Activity 2:** Always start each activity by reading your book. Create a front cover for the book. Do not forget to include the title and the author of your book!
- **Activity 3:** Look through the book. Can you find words with more than 5 letters? Make a list. What is the longest word you can find?
- **Activity 4:** Making a funny book mark! Follow the link.

https://www.youtube.com/watch?v=YVkJPCp_1UQ&fbclid=IwAR09oSBn2L8dNNO8vq6EGpzXjXrXerlhK19rzOKwOhh7AMUMtHrHoJeCw

- **Activity 5:** Book report

MY BOOK WEEK

BOOK REPORT

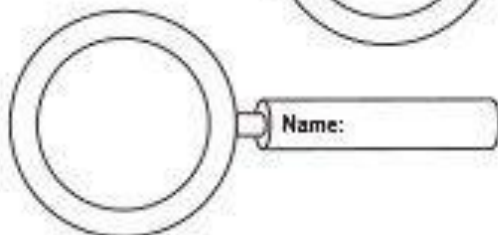
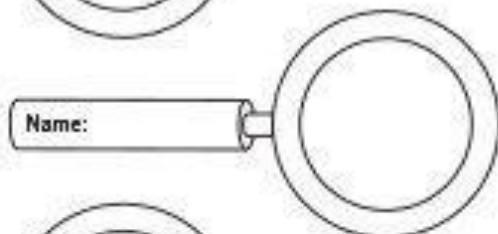
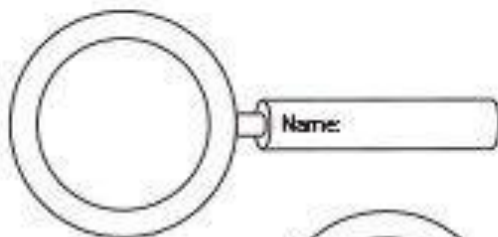


Name: _____


Book title:

This story is about...

**Draw some of the characters
from the book.**



**Draw a picture of the
main character.**



teachstarter

teachstarter

teachstarter

teachstarter